

Description and user manual

WAX FOR WOOD

DESCRIPTION

Natural protective wax for wood, containing linseed oil that is specially prepared for wood processing, colophony (pine resin), bees wax and composition of other high quality waxes, it has a pleasant aroma of honey.

Wax for waxing unprocessed or pre-treated with linseed oil (colourless or tinted) wooden surfaces – floors, furniture, parquet and other timber products. Can be used also for waxing cork, linoleum, laminate, polyvinyl chloride and stone surfaces.

Waxed wood surface continuously maintains velvety gloss, obtains additional wear resistance and water-repellent features. Wax prolongs wood lifetime and fills scratches. Just waxed surfaces inhers slight honey aroma.

Natural wax for wood surfaces applicable for restoration. Especially suitable for waxing beforehand oiled floor. It will grant the floors antistatistic features, glow and protect from moisture and forming of spots.

ADVANTAGES OF WAX FOR WOOD

- Natural product containing bees wax.
- Protects from moisture and dirt.
- Ensures antistatistic features of surface (doesn't attract dust).
- Grants slightly velvety gloss.
- Waxed surface is easy to clean.
- Coating can be easily renewed, also locally.
- Increases mechanical wear resistance of the wood.
- Doesn't form a film on the wood; therefore doesn't peel.
- Waxed wood breathes.
- Has pleasant honey aroma.



PREPARING AND TINTING OF SURFACE TO BE WAXED

Surface to be waxed should be clean and dry, purified from resin, dust, chips and other dirt.




LTD STAFOR
Reg. Nr: LV 40103520315
Office addr.: Kuldīgas iela 53a, Rīga, Latvija
Internet: www.stafor.lv info@stafor.lv

Phone.: +371 67603399
Fax: +371 67603399
Mob.: +371 29219954
+371 26408999

Bank: Swedbank
SWIFT: HABALV22
Account: LV83HABA0551032881717

You can wax unprocessed surface or if necessary the surface (for example, floor or wooden toy) can be beforehand tinted by processing it with linseed oil paint-stain NATURA. Linseed oil paint NATURA is available in several popular tints.



APPLYING WAX



If surface to be waxed was previously tinted with linseed oil or stain, oil should absorb into wood and dry. This process takes approximately 24-48 hours.

Work should be performed at temperature +10°C to +25°C since lower temperature will make the wax applying process more difficult. It's recommended to avoid waxing humid or sun heated wood.

Wax is applied on wood surface in as thin as possible layer using a plastic scraper (applicator), cotton or wool cloth and justified in uniform layer by rubbing. If too much wax is applied, the surface doesn't dry

timely; therefore it cannot be applied with a brush. Working tools should be cleaned with turpentine or white spirit.

In order to ease the process of applying wax, it's possible to heat it in "water bath", by putting it into a separate container (metal if possible), that is located in heated water. It's forbidden to use an open flame for direct heating the container with wax. Heating is performed until wax becomes liquid, but is not yet boiling. Waxing the wood with liquid wax will allow it absorb deeper in the wood and will ensure maximal wood protection.

Wax consumption depends on the quality of the processed surface, wood species, humid and type of applying—approximately 20-40g/m² (25-40m²/l).

POLISHING OF WAXED SURFACE

Polishing is done immediately after applying wax preventing its drying (latest after 20-30 minutes).


Polishing can be done using a cotton cloth or rotary machine, with „white” polishing disc. Bigger surfaces should be treated by sectors or working in pairs— one person applying wax, the other one - polishing.




LTD STAFOR
Reg. Nr: LV 40103520315
Office addr.: Kuldīgas iela 53a, Rīga, Latvija
Internet: www.stafor.lv info@stafor.lv

Phone.: +371 67603399
Fax: +371 67603399
Mob.: +371 29219954
+371 26408999

Bank: Swedbank
SWIFT: HABALV22
Account: LV83HABA0551032881717



Polishing of waxed wood surface is necessary in order to maintain a long term gloss, obtain additional wear resistance and water repellent features. During polishing the upper part of the wood and wax is heated, providing deeper absorbing into the wood and justifying along the wood surface in uniform layer.



Polished and correctly embedded wax coating partly absorbs into the wood and uniformly justifies along it ensuring maximally effective wood protection from moisture.

Wax coating that is not polished or correctly applied cannot absorb into the wood and uniformly justify along it. The surface of wax coating is uneven, dirt can be caught into it.

Item or floor can be used approximately in 24-48 hours after waxing.

HOW OFTEN WAXING SHOULD BE REPEATED AND WAX LAYER RENEWED

Wax coating is not considered as a resistant coating. Therefore; wood has to be regularly repeatedly waxed in places where wax rubbing is resulting from the mechanical load (on the floors these are mainly „trackways” that people often use for walking). Time periods after which it is necessary to perform partial renewing of wax layer or repeated wood waxing depend on many factors. Several advices on when the renewing of wax layer should be performed:

- waxed wood has become noticeably lighter than before;
- bright spots have appeared on the waxed item;
- when touching the processed surface it feels “dry” and scratchy;
- liquid that comes on the waxed surface, doesn’t stay on it (as it should be) but absorbs into the wood.

Waxing can be renewed locally only in the necessary place, during polishing wax applied beforehand will connect with the new one and will create a united wood protective layer.

It’s recommended to repeat waxing once per 3-12 months depending on the type and use of the processed wood.

CARE OF WAXED ITEMS AND FLOORS


Care of waxed items and floors is easy. It is recommended to clean waxed wood with dry cleaning or using a cloth moistured in soapy water.



LTD STAFOR
 Reg. Nr: LV 40103520315
 Office addr.: Kuldīgas iela 53a, Rīga, Latvija
 Internet: www.stafor.lv info@stafor.lv

Phone.: +371 67603399
 Fax: +371 67603399
 Mob.: +371 29219954
 +371 26408999

Bank: Swedbank
 SWIFT: HABALV22
 Account: LV83HABA0551032881717



It is not recommended to use abrasive materials or aggressive chemicals. It is forbidden to use steam vacuum cleaner for cleaning waxed floor, since wax when getting hot may become liquid and it can be easily cleaned from the wood.



SAFETY

Do not store close to the heating appliances!

NOTES

Information regarding product forerum and usage provided in this product description is based on STAFOR current knowledge and experience. Information is in force only in case if the product is stored, used and embedded according to the manufacturer's recommendations. When using products, environmental conditions and features can differ significantly. Therefore; product user should check if it corresponds to the planned usage and purpose. STAFOR reserves the rights to change the features of the produced products. The latest edition of products description is in force in all cases.



LTD STAFOR
 Reg. Nr: LV 40103520315
 Office addr.: Kuldīgas iela 53a, Rīga, Latvija
 Internet: www.stafor.lv info@stafor.lv

Phone.: +371 67603399
 Fax: +371 67603399
 Mob.: +371 29219954
 +371 26408999

Bank: Swedbank
 SWIFT: HABALV22
 Account: LV83HABA0551032881717



More information from STAFOR:



LTD STAFOR

Reg. Nr: LV 40103520315

Office addr.: Kuldīgas iela 53a, Rīga, Latvija

Internet: www.stafor.lv info@stafor.lv

Phone.: +371 67603399

Fax: +371 67603399

Mob.: +371 29219954

+371 26408999

Bank: Swedbank

SWIFT: HABALV22

Account: LV83HABA0551032881717